CONNECTING iGas® TO AIRQWEB

To connect your iGas to Turnkey's cloud based software AirQWeb, you will first need to create an account, to do this visit www.airqweb.co.uk/register

- Choose a User ID you wish the account to be called, if this is available this will be indicated in green.
- Complete the registration form with your details as indicated
- Then check the box ***I'm not a robot.,*** then click register.

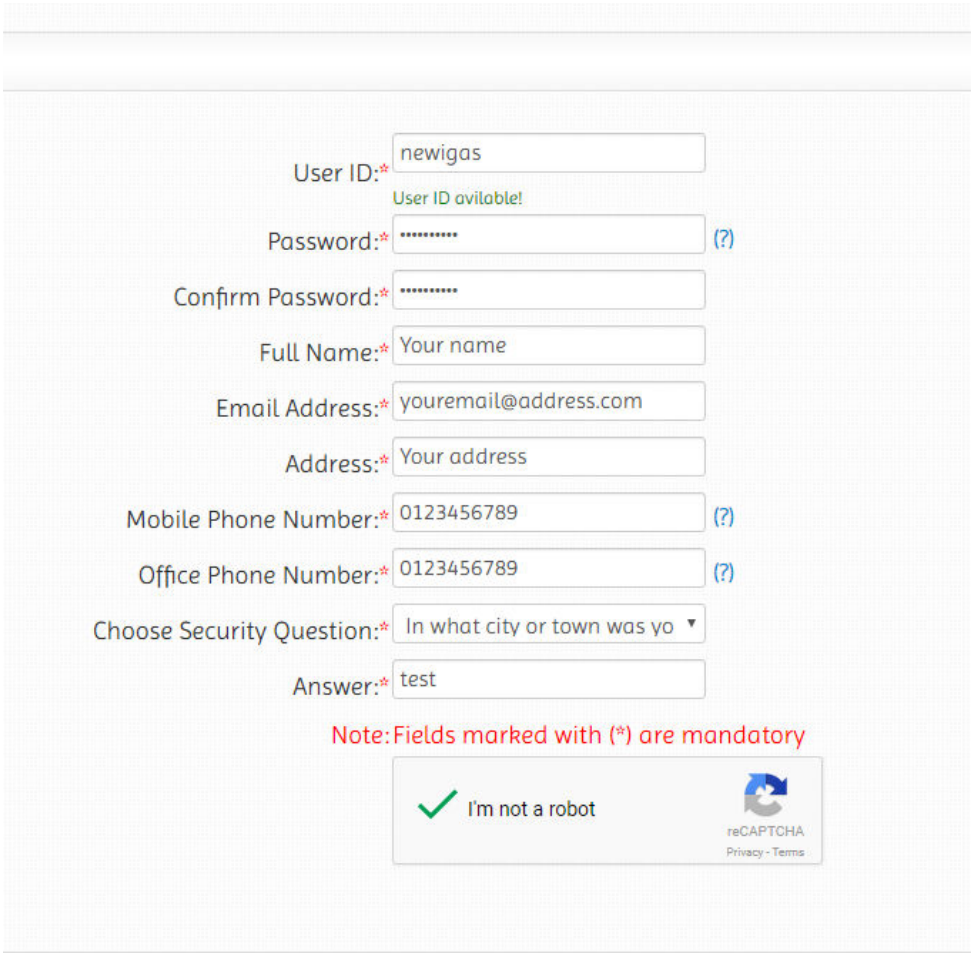

You will then see the following box:-

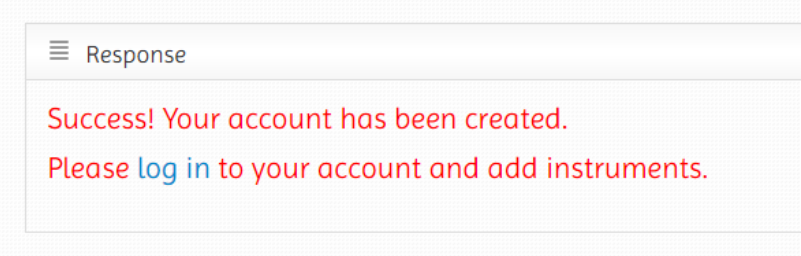

Now enter your newly created user ID and Password.

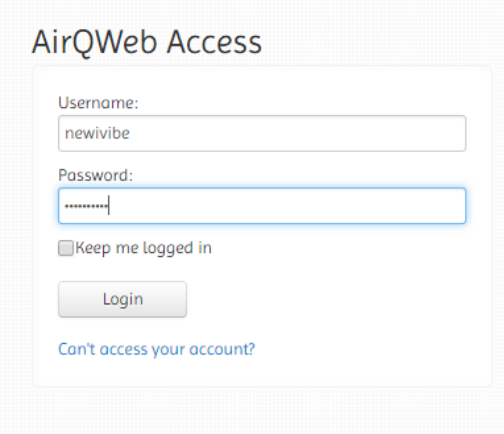

You will then see the terms and conditions of use page, please read this and click ***I accept*** if you agree to the terms

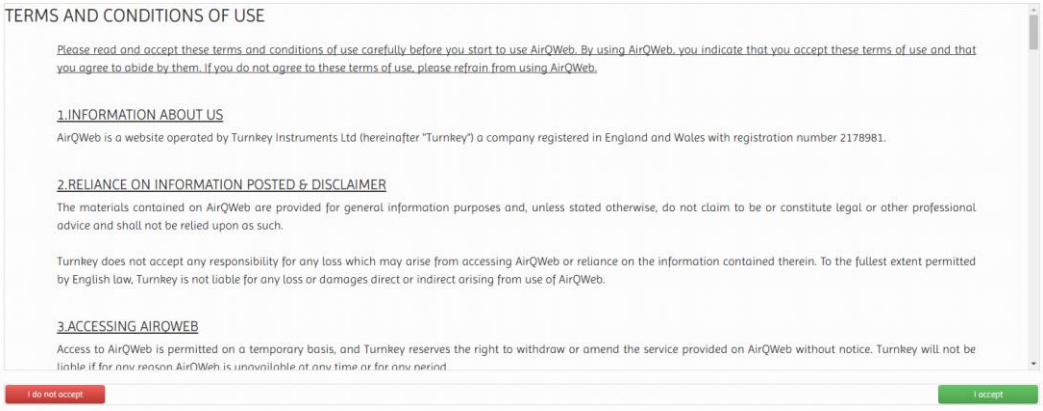

Once you have logged into your new account you will need to register your new unit.

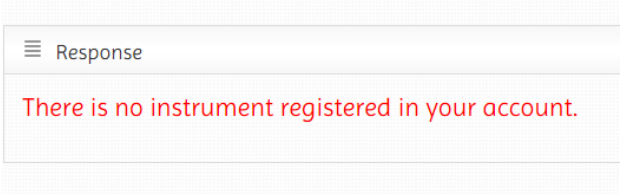

- Click the arrow next to the user ID this will open a drop-down menu
- Select ***Add instrument*** from the menu

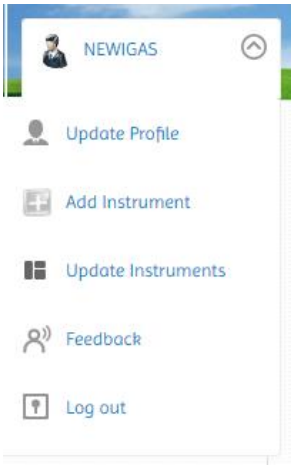

Now select iGAS instrument name from the drop-down menu and enter the 5-character serial number which can be found on the iGAS paper work or and on the label on the front of the iGas when you open the door. For iGAS, it will begin with the letter G which is automatically selected once iGAS is chosen from the "***instrument name"*** drop down menu list.

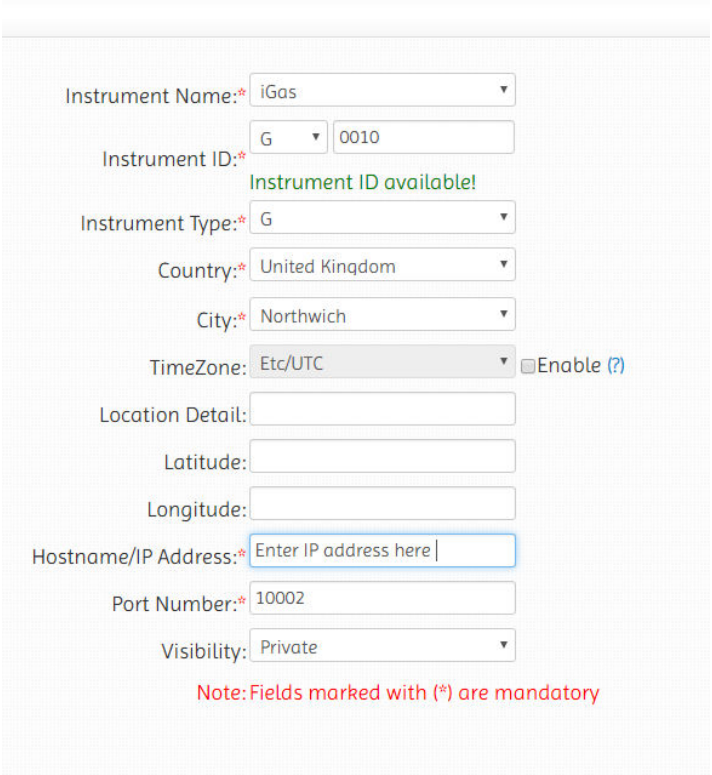

- Enter the country and city as these are mandatory fields and enter the IP address which can also be found in the paperwork and on a label inside the door of the Power Portal plus.
- The port number should be set to 10002 by default.
- Click ***Add instrument*** button.

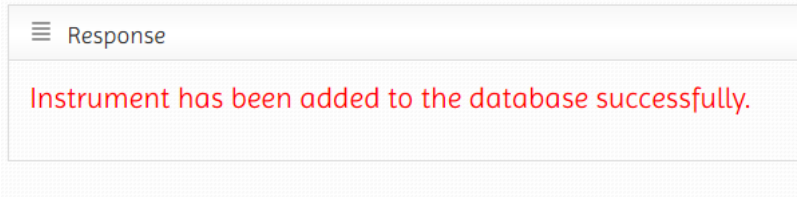

You will now see your newly added instrument by clicking the main panel button:

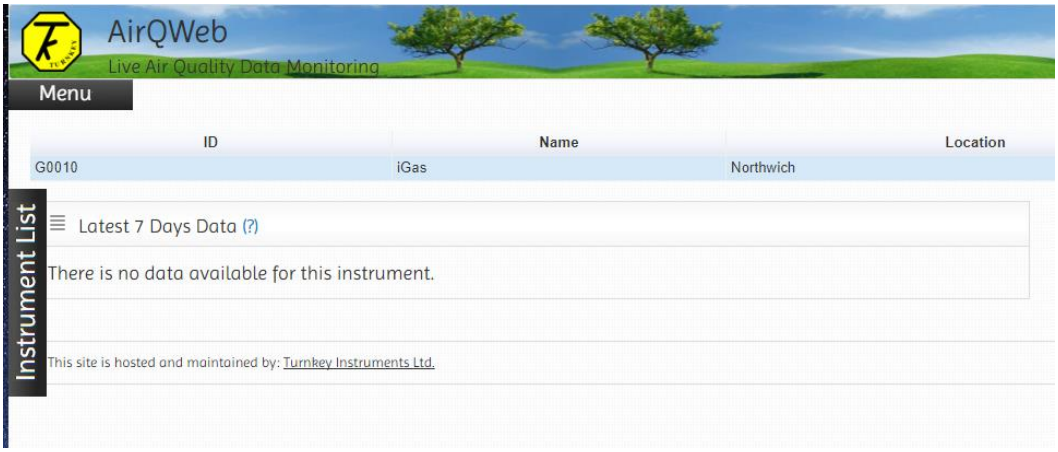

Click the menu button and click ***Start/Stop Sampling***, then select the serial number of the instrument that you want to start.

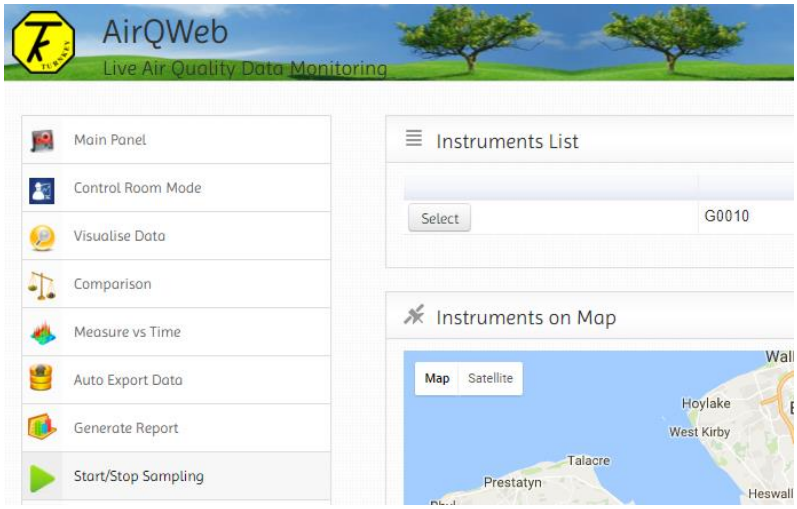

- Ensure the ***Enable Auto Clear memory*** is checked (recommended)
- Ensure the ***Continuous Operation*** is checked (recommended)
- Select the ***Storage interval*** you require in minutes.
- Then click the ***Start Online Sampling*** button.

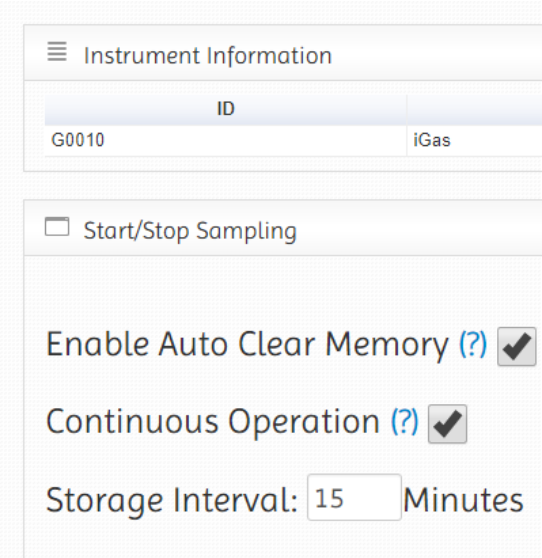

You will then see the reply from the unit.

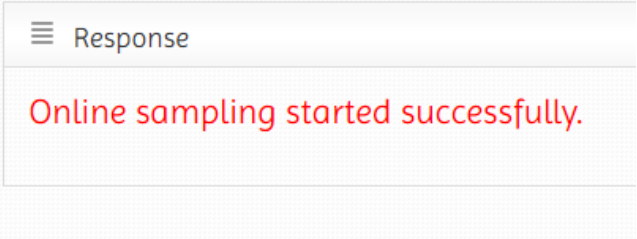

As in the example below, you should see readings begin to plot in the latest data section



NOTES

For further details on features and alerts please visit the AirQWeb user manual:

https://www.airqweb.co.uk/userManual/UserManual.pdf

If you need assistance, please contact:

Turnkey Instruments Ltd, Dalby Court, Gadbrook Business Centre, Northwich, England CW9 7TN
Tel: +44 (0) 1606 330020 Fax: +44 (0) 1606 331526
Email: techsupport@turnkey-instruments.com

Please visit www.igases.uk to access other iGAS documentation.

Revision History

- Original, AA, June 2017.

© 2017 Turnkey, AA, Issue 1, June 2017
CE 2017

www.turnkey.tel

Turnkey ® is a WTO registered trademark